

**Introductory sub-table (I)(a)**

<b>Name of the Company: ALBERT DAVID LTD.</b>			
<b>Scrip Code, Name of the scrip, class of security: 524075 , ALBERTDA [BSE] , Equity</b>			
<b>Quarter ended: 31/03/2014</b>			
<b>Partly paid-up shares:-</b>	<b>No. of partly paid-up shares</b>	<b>As a % of total no. of partly paid-up shares</b>	<b>As a % of total no. of shares of the company</b>
Held by promoter/promoter group	0	#DIV/0!	0
Held by public	0	#DIV/0!	0
<b>Total</b>	<b>0</b>	<b>#DIV/0!</b>	<b>0</b>
<b>Outstanding convertible securities:-</b>	<b>No. of outstanding securities</b>	<b>As a % of total no. of outstanding convertible securities</b>	<b>As a % of total no. of shares of the company, assuming full conversion of the convertible securities</b>
Held by promoter/promoter group	0	#DIV/0!	0
Held by public	0	#DIV/0!	0
<b>Total</b>	<b>0</b>	<b>#DIV/0!</b>	<b>0</b>
<b>Warrants:-</b>	<b>No. of warrants</b>	<b>As a % of total no. of warrants</b>	<b>As a % of total no. of shares of the company, assuming full conversion of warrants</b>
Held by promoter/promoter group	0	#DIV/0!	0
Held by public	0	#DIV/0!	0
<b>Total</b>	<b>0</b>	<b>#DIV/0!</b>	<b>0</b>
<b>Total paid-up capital of the company, assuming full conversion of warrants and convertible securities</b>			
<b>5707162 Shares of Rs.10/- each</b>			






Name of the Company: ALBERT DAVID LTD.

Scrip Code, Name of the scrip, class of security: 524075 , ALBERTDA [BSE] , Equity

Quarter ended: 31/03/2014


Statement Showing Shareholding Pattern

Category code	Category of Shareholder	Number of Shareholders	Table (I)(a)		Total shareholding as a percentage of total number of shares		Shares Pledged or otherwise encumbered	
			Total number of shares	Number of shares held in dematerialized form	As a percentage of (A+B) <sup>1</sup>	As a percentage of (A+B+C)	Number of shares	As a percentage of (IX) = (VIII)/(IV)*100
(I)	(II)	(III)	(IV)	(V)	(VI)	(VII)	(VIII)	(IX) = (VIII)/(IV)*100
(A)	<b>Shareholding of Promoter and</b>							
1	<b>Indian</b>							
(a)	Individuals/ Hindu Undivided Family							
(b)	Central Government/ State Government(s)	5	673500	673500	11.80	11.80		0.00
(c)	Bodies Corporate	0	0	0	0.00	0.00		#DIV/0!
(d)	Financial Institutions/ Banks	7	2816260	2816260	49.35	49.35		0.00
(e)	Any Others(Specify)	0	0	0	0.00	0.00		#DIV/0!
(e-i)		0	0	0	0.00	0.00		#DIV/0!
(e-ii)					0.00	0.00		#DIV/0!
					0.00	0.00		#DIV/0!
	<b>Sub Total(A)(1)</b>	<b>12</b>	<b>3489760</b>	<b>3489760</b>	<b>61.15</b>	<b>61.15</b>	<b>0</b>	<b>0.00</b>
2	<b>Foreign</b>							
a	Individuals (Non-Residents Individuals/ Foreign Individuals)	0	0	0	0.00	0.00		#DIV/0!
b	Bodies Corporate	0	0	0	0.00	0.00		#DIV/0!
c	Institutions	0	0	0	0.00	0.00		#DIV/0!
d	Qualified Foreign Investor	0	0	0	0.00	0.00		#DIV/0!
e	Any Others(Specify)	0	0	0	0.00	0.00		#DIV/0!
e-i					0.00	0.00		#DIV/0!
e-ii					0.00	0.00		#DIV/0!
	<b>Sub Total(A)(2)</b>	<b>0</b>	<b>0</b>	<b>0</b>	<b>0.00</b>	<b>0.00</b>	<b>0</b>	<b>#DIV/0!</b>
	<b>Total Shareholding of Promoter and</b>	<b>12</b>	<b>3489760</b>	<b>3489760</b>	<b>61.15</b>	<b>61.15</b>	<b>0</b>	<b>0.00</b>
(B)	<b>Public shareholding</b>							
(1)	<b>Institutions</b>							
(a)	Mutual Funds/ UTI	2	900	0	0.02	0.02		
(b)	Financial Institutions / Banks	2	550	0	0.01	0.01		
(c)	Central Government/ State Government(s)	0	0	0	0.00	0.00		
(d)	Venture Capital Funds	0	0	0	0.00	0.00		
(e)	Insurance Companies	2	267938	267938	4.69	4.69		
(f)	Foreign Institutional Investors	0	0	0	0.00	0.00		
(g)	Foreign Venture Capital Investors	0	0	0	0.00	0.00		
(h)	Qualified Foreign Investor	0	0	0	0.00	0.00		





(i)	Any Other (specify)	0	0	0	0.00	0.00		
(i-ii)					0.00	0.00		
(i-ii)								
	<b>Sub-Total (B)(1)</b>	<b>6</b>	<b>269388</b>	<b>267938</b>	<b>4.72</b>	<b>4.72</b>		
<b>(B) (2)</b>	<b>Non-institutions</b>							
(a)	Bodies Corporate	165	409932	407656	7.18	7.18		
(b)	Individuals				0.00	0.00		
I	Individual shareholders holding nominal share capital up to Rs 1 lakh	6652	1357796	1201135	23.79	23.79		
II	Individual shareholders holding nominal share capital in excess of Rs. 1 lakh.	7	106161	106161	1.86	1.86		
(c)	Qualified Foreign Investor	0	0	0	0.00	0.00		
(d)	Any Other (specify)				0.00	0.00		
(d-i)	Clearing Member	15	8055	8055	0.14	0.14		
(d-ii)	Non Resident Individual	43	66070	65995	1.16	1.16		
	<b>Sub-Total (B)(2)</b>	<b>6882</b>	<b>1948014</b>	<b>1789002</b>	<b>34.13</b>	<b>34.13</b>		
<b>(B)</b>	<b>Total Public Shareholding (B)= (B)(1)+(B)(2)</b>	<b>6888</b>	<b>2217402</b>	<b>2056940</b>	<b>38.85</b>	<b>38.85</b>		
	<b>TOTAL (A)+(B)</b>	<b>6900</b>	<b>5707162</b>	<b>5546700</b>	<b>100.00</b>	<b>100.00</b>		
<b>(C)</b>	<b>Shares held by Custodians and against which Depository Receipts have been issued</b>							
1	Promoter and Promoter Group	0	0	0	0.00			#DIV/0!
2	Public	0	0	0	0.00			
	<b>Sub-Total (C )</b>	<b>0</b>	<b>0</b>	<b>0</b>	<b>0</b>	<b>0</b>		
	<b>GRAND TOTAL (A)+(B)+(C)</b>	<b>6900</b>	<b>5707162</b>	<b>5546700</b>	<b>100.00</b>	<b>0</b>	<b>0.00</b>	





## (1)(b) Statement showing holding of securities (including shares, warrants, convertible securities) of persons belonging to the category "Promoter and Promoter Group"

Sr.	Name of the shareholder	Details of Shares held		Encumbered shares (*)		Details of warrants		Details of convertible securities		Total shares (including underlying shares assuming full conversion of warrants and convertible securities) as a %
		Number of shares held	As a % of grand total (A) +(B) +( C )	No.	As a percentage (VI)=(V)/(III)*100	As a % of grand total (A)+(B)+(C) of sub-clause (I)(a )	Number of warrants held	As a % of total number of warrants of the same class	Number of convertible securities held	
No.										
(i)	(ii)	(iii)	(iv)	(v)	(vi)=(v)/(iii)*100	(vii)	(viii)	(ix)	(x)	(xi)
1	ANAND VARDHAN KOTHARI	559000	9.79	0	0.00	0.00	0	#DIV/0!	0	#DIV/0!
2	ARUN KUMAR KOTHARI	78000	1.37	0	0.00	0.00	0	#DIV/0!	0	#DIV/0!
3	ARUN KUMAR KOTHARI	15000	0.26	0	0.00	0.00	0	#DIV/0!	0	#DIV/0!
4	PRABHAWATI DEVI KOTHARI	12500	0.22	0	0.00	0.00	0	#DIV/0!	0	#DIV/0!
5	G.D. KOTHARI	9000	0.16	0	0.00	0.00	0	#DIV/0!	0	#DIV/0!
6	VISHNUHARI INVESTMENTS & PROPERTIES	1139875	19.97	0	0.00	0.00	0	#DIV/0!	0	#DIV/0!
7	COMMERCIAL HOUSE PRIVATE LTD.	400334	7.01	0	0.00	0.00	0	#DIV/0!	0	#DIV/0!
8	KOTHARI & COMPANY PRIVATE LIMITED	398341	6.98	0	0.00	0.00	0	#DIV/0!	0	#DIV/0!
9	M.D. KOTHARI & COMPANY LTD.	393694	6.90	0	0.00	0.00	0	#DIV/0!	0	#DIV/0!
10	KOTHARI INVESTMENT & INDUSTRIES PRIV	313900	5.50	0	0.00	0.00	0	#DIV/0!	0	#DIV/0!
11	BHAKTAWATSAL INVESTMENTS LIMITED	99781	1.75	0	0.00	0.00	0	#DIV/0!	0	#DIV/0!
12	KOTHARI PHYTOCHEMICALS AND INDUSTRIES	70335	1.23	0	0.00	0.00	0	#DIV/0!	0	#DIV/0!
	TOTAL	3489760	61.15	0	0.00	0.00	0	#DIV/0!	0	#DIV/0!
										61.1469

(\*) The term "encumbrance" has the same meaning as assigned to it in regulation 28(3) of the SAST Regulations, 2011





## Quarter ended: 31/03/2014

(1)(c)(i) Statement showing holding of securities (including shares, warrants, convertible securities) of persons belonging to the category "Public" and holding more than 1% of the total number of shares

Sr. No.	Name of the shareholder	Number of shares held	Shares as a percentage of total number of shares {i.e., Grand Total (A)+(B)+(C) indicated in Statement at para (I)(a) above}	Details of warrants		Details of convertible securities		Total shares (including underlying shares assuming full conversion of warrants and convertible securities) as a % of diluted share capital
				Number of warrants held	As a % total number of warrants of the same class	Number of convertible securities held	% w.r.t total number of convertible securities of the same class	
1	GENERAL INSURANCE CORPORATION OF INDIA	258126	4.52	0	#DIV/0!	0	#DIV/0!	4.5228
2	LOK PRAKASHAN LTD	104931	1.84	0	#DIV/0!	0	#DIV/0!	1.8386
3			0.00		#DIV/0!	-	#DIV/0!	
4			0.00		#DIV/0!		#DIV/0!	
5			0.00		#DIV/0!		#DIV/0!	
6			0.00		#DIV/0!		#DIV/0!	
7			0.00		#DIV/0!		#DIV/0!	
8			0.00		#DIV/0!		#DIV/0!	
9			0.00		#DIV/0!		#DIV/0!	
10			0.00		#DIV/0!		#DIV/0!	
TOTAL		363057	6.36	0	#DIV/0!	0	#DIV/0!	6.3614




**ALBERT DAVID LTD.**

Quarter ended: 31/03/2014

**(I)(c)(ii) Statement showing holding of securities (including shares, warrants, convertible securities) of persons (together with PAC) belonging to the category "Public" and holding more than 5% of the total number of shares of the company**

Sr. No.	Name(s) of the shareholder(s) and the Persons Acting in Concert (PAC) with them	Number of shares	Shares as a percentage of total number of shares {i.e., Grand Total (A)+(B)+(C) indicated in Statement at para (I)(a) above}	Details of warrants		Details of convertible securities		Total shares (including underlying shares assuming full conversion of warrants and convertible securities) as a % of diluted share capital
				Number of warrants	As a % total number of warrants of the same class	Number of convertible securities held	% w.r.t total number of convertible securities of the same class	
1			0.00		#DIV/0!		#DIV/0!	
2			0.00		#DIV/0!		#DIV/0!	
3			0.00		#DIV/0!		#DIV/0!	
4			0.00		#DIV/0!		#DIV/0!	
5			0.00		#DIV/0!		#DIV/0!	
6			0.00		#DIV/0!		#DIV/0!	
7			0.00		#DIV/0!		#DIV/0!	
8			0.00		#DIV/0!		#DIV/0!	
9			0.00		#DIV/0!		#DIV/0!	
10			0.00		#DIV/0!		#DIV/0!	
		0	0.00	0	#DIV/0!	0	#DIV/0!	0
TOTAL								





## Quarter ended: 31/03/2014

**(I)(d) Statement showing details of locked-in shares**

Sr. No.	Name of the shareholder	Number of locked-in shares	Locked-in shares as a percentage of total number of shares {i.e., Grand Total (A)+(B)+(C) indicated in Statement at para (I)(a) above}	Promoter/Promoter Group/ Public
1			0.00	
2			0.00	
3			0.00	
4			0.00	
5			0.00	
6			0.00	
7			0.00	
8			0.00	
9			0.00	
TOTAL		0	0.00	



## Quarter ended: 31/03/2014

(II)(a) Statement showing details of Depository Receipts (DRs)

Sr. No.	Type of outstanding DR (ADRs, GDRs, SDRs, etc.)	Number of outstanding DRs	Number of shares underlying outstanding DRs	Shares underlying outstanding DRs as a percentage of total number of shares {i.e., Grand Total (A)+(B)+(C) indicated in Statement at para (I)(a) above}
1				0.00
2				0.00
3				0.00
4				0.00
5				0.00
6				0.00
7				0.00
8				0.00
9				0.00
TOTAL		0	0	0.00





Quarter ended: 31/03/2014

by "promoter/promoter group" are in excess of 1% of the total number of shares

Sr. No.	Name of the DR Holder	Type of outstanding DR (ADRs, GDRs, SDRs, etc.)	Number of shares underlying outstanding DRs	Shares underlying outstanding DRs as a percentage of total number of shares {i.e., Grand Total (A)+(B)+(C) indicated in Statement at para (I)(a) above}
1				0.00
2				0.00
3				0.00
4				0.00
5				0.00
6				0.00
7				0.00
8				0.00
9				0.00
TOTAL			0	0.00




**ALBERT DAVID LTD.**

**Quarter ended: 31/03/2014**

**PHYSICAL / NSDL / CDSL Summary Report**

	Holders	Shares	%age
Physical	1522	160462	2.8116
NSDL	3722	5107818	89.4984
CDSL	1656	438882	7.6900
<b>Total</b>	<b>6900</b>	<b>5707162</b>	<b>100.0000</b>






**ALBERT DAVID LTD.**

Quarter ended: 31/03/2014

**Annexure I to Clause 41**

<b>18. PUBLIC SHAREHOLDING</b>	
- NO.OF SHARES	2217402
%AGE OF SHAREHOLDING	38.8530
<b>19. PROMOTERS AND PROMOTER GROUP SHAREHOLDING</b>	
<b>a) PLEDGED / ENCUMBERED</b>	
- NO.OF SHARES	Nil
%AGE OF SHARES	Nil
(as a % of the total shareholders of promoter and promoter group)	
%AGE OF SHARES	Nil
(as a % of the total share capital of the company)	
<b>b) NON ENCUMBERED</b>	
- NO.OF SHARES	3489760
%AGE OF SHAREHOLDING	100
(as a % of the total shareholders of promoter and promoter group)	
%AGE OF SHARES	61.1470
(as a % of the total share capital of the company)	



ALBERT DAVID LTD.

Quarter ended: 31/03/2014

### Distribution Schedule

Share Holding	Holders	% age	No of Shares	% age
Upto 500	6330	91.7391	701922	12.299
501 to 1,000	310	4.4928	242124	4.2425
1,001 to 2,000	136	1.971	199814	3.5011
2,001 to 3,000	42	0.6087	103834	1.8194
3,001 to 4,000	18	0.2609	64582	1.1316
4,001 to 5,000	16	0.2319	74291	1.3017
5,001 to 10,000	22	0.3188	160216	2.8073
10,001 and Above	26	0.3768	4160379	72.8975
<b>Grand Total</b>	<b>6900</b>	<b>100</b>	<b>5707162</b>	<b>100</b>






ALBERT DAVID LTD.

Quarter ended: 31/03/2014

### Distribution Schedule

Notional Value of (Rs.)	Holders	% age	No of Shares	% age
Upto 5000	6330	91.7391	7019220	12.299
5,001 to 10,000	310	4.4928	2421240	4.2425
10,001 to 20,000	136	1.971	1998140	3.5011
20,001 to 30,000	42	0.6087	1038340	1.8194
30,001 to 40,000	18	0.2609	645820	1.1316
40,001 to 50,000	16	0.2319	742910	1.3017
50,001 to 1,00,000	22	0.3188	1602160	2.8073
1,00,001 and Above	26	0.3768	41603790	72.8975
<b>Grand Total</b>	<b>6900</b>	<b>100</b>	<b>57071620</b>	<b>100</b>



For ALBERT DAVID LIMITED



(Indrajit Dhar)  
Associate V.P. (Accounts & Taxation)  
& Company Secretary